

MANUAL

Wax sterilizer



LYSON

Przedsiębiorstwo Pszczelarskie Tomasz Łyson

Spółka z o.o. Spółka Komandytowa

34-125 Sułkowice, ul. Raclawicka 162, Polska

www.lyson.com.pl, email: lyson@lyson.com.pl

tel.33/875-99-40 , 33/870-64-02 Siedziba Firmy Klecza Dolna 148 ,34-124 Klecza Górna

The following manual encompasses the device bearing the following code:

W7058P

Manual

1. General safety operational principles for the device
 - 1.1. Operational principles
 - 1.2. Electrical safety
 - 1.3. Operational safety
2. Device characteristics
 - 2.1. Device description
 - 2.2. Heater description
 - 2.3. Technical parameters of the device
3. Device storage
4. Maintenance and cleaning
5. Recycling
6. Guarantee




1. GENERAL SAFETY OPERATING PRINCIPLES FOR THE DEVICE

Prior to device usage initiation, refer to the following manual and act according the guidelines contained therein. The manufacturer shall not be held accountable for any damages caused by improper usage of the device or its improper handling

1.1. Operating principles

1. The sterilizer is intended to melt the wax.
2. Prior to the first use, the sterilizer must be washed and placed in its place of operation.



1.2. Electrical safety

1. Power supply electric installation must be equipped with RCD with nominal tripping current I_n below 30 mA. Functioning of overcurrent circuit breaker must be checked periodically.
2. Check the nominal voltage of the sterilizer and the power source for compliance.
3. If the power supply cable gets damaged and must be replaced, it shall be performed by a guarantor or a specialist service centre or a qualified person in order to avoid any dangers. Never use the sterilizer if the power supply cable or a connecting cable is damaged!
4. Prior to connecting the device to the mains, make sure that the potentiometer knob on the heater (G) is in "0" position.
5. While connecting to the mains, be careful. Hands must be dry! The floor on which the sterilizer is placed must be dry too!
6. Do not displace the sterilizer while in operation.
7. Protect the controller against humidity (also during the storage).
8. It is forbidden to pull the power supply cable. The power supply cable must be kept away from any heat sources, sharp edges and its proper state must be secured.



1.3. Operational safety

1. The following equipment is not intended to be used by persons with limited physical, sensory or mental capabilities (including children) or persons inexperienced or unfamiliar with that type of equipment unless the usage occurs under supervision or in line with the equipment operating manual provided by safety supervising persons. Make sure that children do not play with the device.
2. In case when the sterilizer gets damaged, in order to avoid any dangers, the repair may be performed by a specialist service centre or a qualified person only.
3. Do not perform any maintenance works nor fault removals while the device is in operations or is connected to the mains!
4. The device must not be operated nor stored with the temperatures below 0°C . The sterilizer must not be switched on when the ambient temperature drops below 5°
5. Prior to the device activation, when it has been brought from a room with lower temperature to a room with higher temperature, wait until the device has reached the ambient temperature.

2. Device characteristics

The sterilizer is made of stainless and acid-resistant steel plate. It is intended to perform the wax melting process in the proper temperature in order to remove the spores of American foulbrood.

2.1 Device description




fig.1

fig.2





fig.3



Sterilizer description:

- A-3/4" drain valve for wax
- B-2" drain valve for water
- C-1/2" drain valve for oil or glycol
- D-stainless and acid-resistant steel tank – 200L.
- E-stainless acid-resistant steel tank lid
- F-heating mantle vent
- G-heater with the temperature regulator

2.2 Description of the heater with the temperature regulator:

- The heater **G (fig.3)** with the power of 6 kW and the power supply of 400V is equipped with a temperature regulator, regulation range 50-190 °C . Temperature is regulated manually by means of a potentiometer.

2.3 Technical parameters of the device

- power supply 400V
- heater power 6000W
- temperature range 50-190 °C
- capacity 200 L.
- capacity of a heating mantle 100 L.
- tank weight (without oil or glycol)75 kg.
- external dimensions: diameter x height:

960x860xH-1100mm.

- Ø zew. zbiornika - 705 mm
- Ø wew. zbiornika - 583 mm

NOTE

The heating jacket of the tank must be filled with heating oil with boiling point of at least 230°C.

To the height of the vent at the utmost **(F)**.

3. Device storage

After work termination, the device must be washed and dried carefully. Store in dry rooms with the temperature over 0 degrees C.

Prior to every season, an additional inspection must be performed for technical issues and in case any fault has been detected, a service point must be contacted

4. Maintenance and cleaning



Prior to the maintenance, the plug must be taken out from the mains

While washing, take special precautions not to dampen the controller (it may be covered with a water-resistant material).

After washing, dry the device carefully.

Prior to every season, an additional inspection must be performed for technical issues and in case any fault has been detected, a service point must be contacted.

5. Recycling

Worn-out product must be removed as waste only within selective waste collection organised by the Network of Communal Electric and Electronic Waste Collecting Points. A customer is entitled to return the used equipment to the electrical equipment distributor network, at least free of charge and directly, if the device to be returned is of proper type and serves the same purpose as the newly purchased device

6. Guarantee

Product purchased from "Łyson" company are encompassed by the manufacturer's guarantee.

The guarantee duration equals 2 years.

A receipt or a VAT invoice is issued for each product purchased.

Detailed guarantee terms and conditions, see www.lyson.com.pl